

Ordering a 10-string Davidic Harp

Updated: March 5, 2024

Frequently asked questions...

What comes with the purchase of a 10-string Davidic Harp?

This 10-string Davidic comes with an extra set of strings and a tuning wrench...



Front View: Left Back View: Right

Our 10-string Davidic harp automatically comes with the star of David sound hole (Note: you can request a circle sound hole at no extra charge). We make it in cherry with a semi-gloss finish (or we can make it in walnut shown above for an extra fee), We use a semi-gloss finish, unless you specify high-gloss (which is an extra cost).

See current order form for prices.

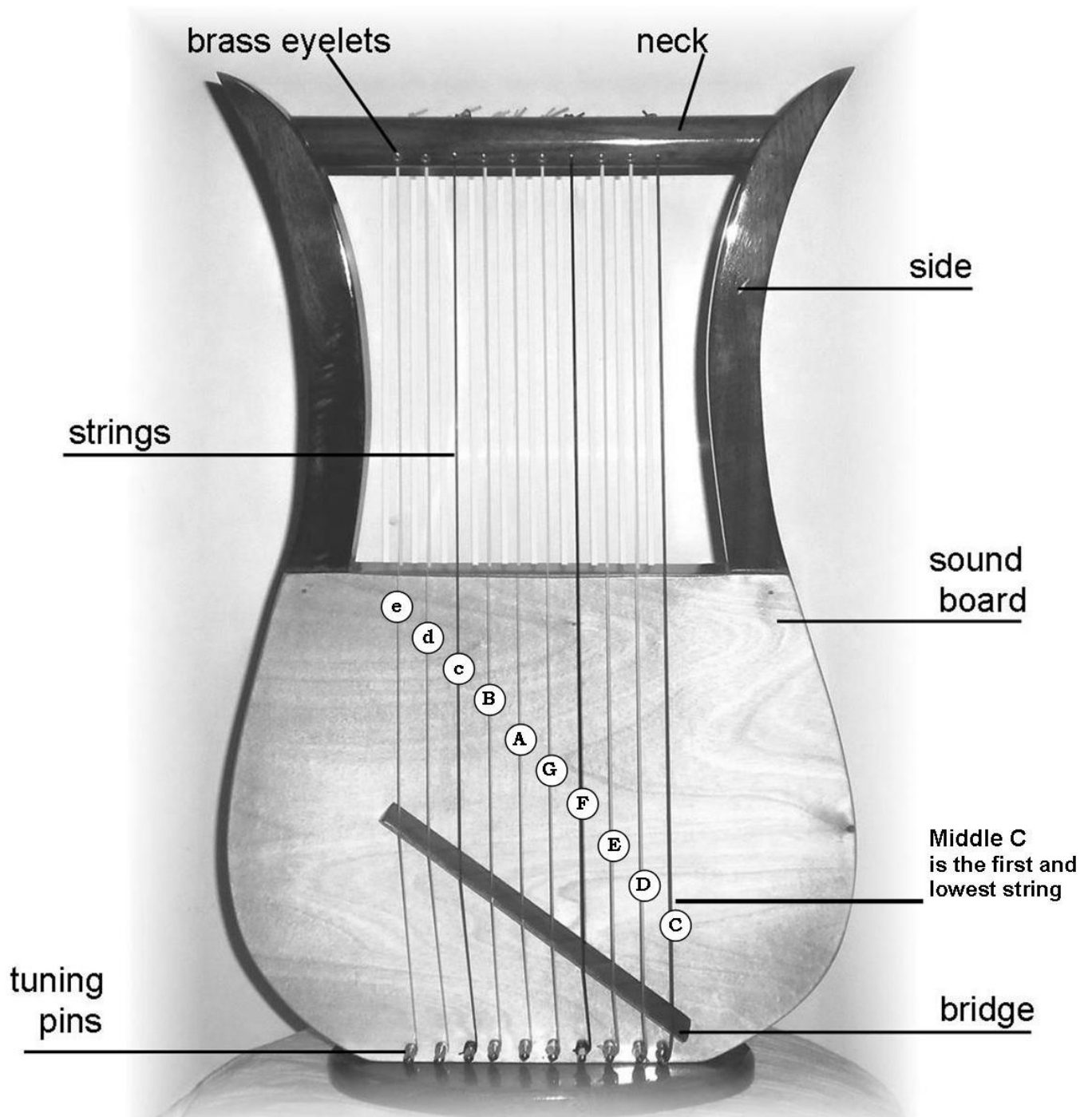
What is the difference between a high-gloss and semi-gloss finish?



High-gloss (Left) -- Semi-gloss (Right)

Both types of finishes protect the harp. The high-gloss finish has a shinny appearance and takes extra time (2 weeks) and that is why it is more expensive.

Diagram of the Davidic Harp...



Shown above with a regular bridge with ten strings.
(see separate attachment which explains the “Reverse Bridge” option)

Can I have this harp made in a different wood?



Cherry, on left, and walnut, on right, (we now have to charge extra for walnut), are the most popular.

We can make it from exotic wood (for an extra fee) like Padauk (on left below), or figured maple (right)...



Is there hand-carvings available to add to this harp?



You can have carved olive branches on the front for an extra fee.



You can also have carved scrolls at the top instead of the pointed tips (for an extra fee).

Can I have extra strings added to the Davidic?

The lowest note on our standard 10-string Davidic starts at Middle C and goes up to a high “e” note. You can get a 12-string (adding a low B, and a high F or 2 extra low notes, or two extra high notes) for an extra fee.

What is a reverse bridge?

Reverse Bridge Option... some customers prefer that the bridge slant in the opposite direction, so that the lowest note (middle C) starts on the left, rather than the right (which we do at no charge). This is most valuable if your Davidic Harp has levers added, so that you can see the levers in case you have accidentals in the song.



Right hand playing a 10-String Davidic with regular bridge on right knee.



Or you can place this harp on your left knee while playing with your right hand. (shown with regular bridge)

Regular Bridge

Can levers be added to this harp?

Yes, we can make a special 10-string (or 12-string) Davidic with levers...



Silver Rees Levers

(Note: this harp has a reverse bridge)



Gold Truitt Levers (top picture)



Gold Forte Levers (bottom picture)

See order form for prices on levers

What if I want to play with two hands?

We've created a support stand for those who want to play with two hands...



**Support Stand
for the
10-String Davidic Harp**

See order form for prices.



**This detachable stand comes
separately & enables the harpist
to play two-handed while
holding the harp with their knees.**



See order form for price.

Or, some customers prefer that we glue a non-skid rubber on the bottom...



How do I tune this harp?

Here's an electronic tuner that clips to the tip of the harp & makes tuning a lot easier...



ENO Electronic Tuner - ET3000A

To tune the harp, just clip the ENO onto the tip of the harp and hit the “on” button twice for “clip” setting. Use the L-wrench to turn the silver pegs at the bottom until the note comes up to pitch.

Do you have padded cases for this harp?
We make padded cases for the Davidic harp...



Available colors: black, maroon, navy, royal blue, and purple.



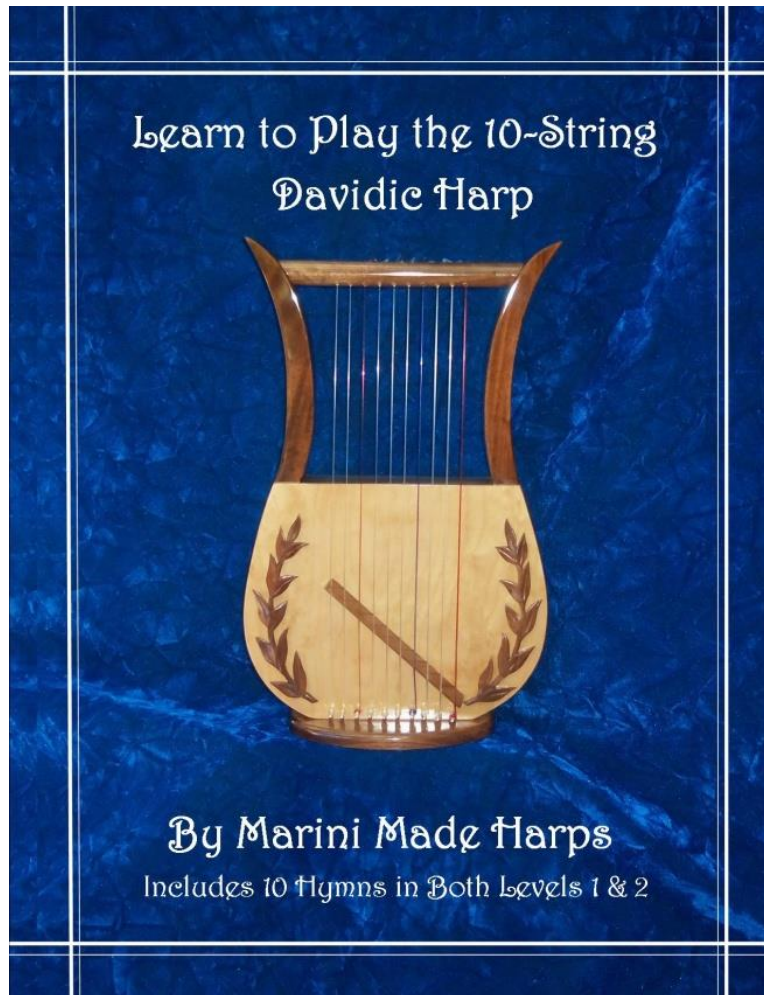
(Back View)

(Front View)

Extra fee for the backpack style.

Do you have any books for this harp?

Harp Books for the 10-string...



Instruction Manual: “Learn to Play the 10-string Davidic Harp” \$15.00

Other books for the 10-string Davidic...

- “10 Hymns of Praise for the 10-String Harp” Book 2 (Key of C)
- “10 Hymns of Praise for the 10-String Harp” Book 3 (Key of G)
- “10 Hymns of Praise for the 10-String Harp” Book 4 (Key of F)
- “10 Hebrew Songs for the 10-String Harp” Book 5 (all Keys)
- “10 Psalms of David for the 10-String Harp” Book 6 (all Keys)
- “10 Christmas Songs for the 10-String Harp” Vol.1 (Key of G)
- “10 Christmas Songs for the 10-String Harp” Vol.2 (Key of C&G)

Prices for each book are listed on the order form

PDF Files are now available on our website for nearly half the price!

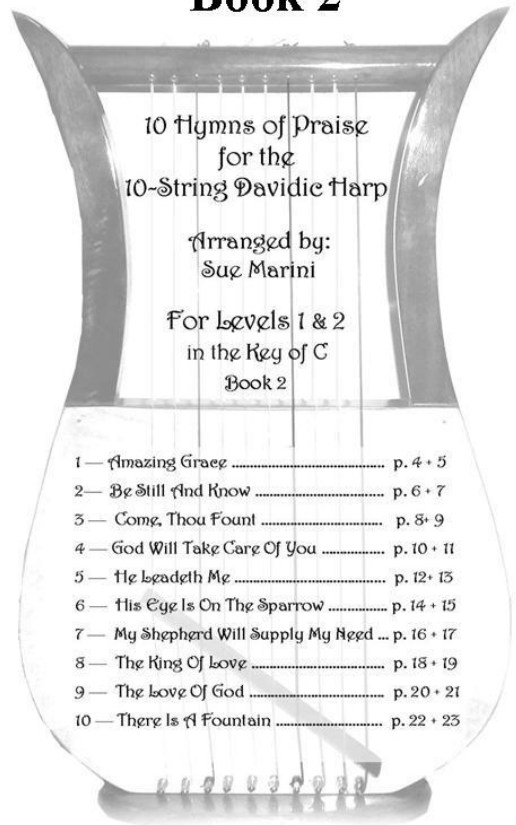
You can see all of these books (with the table of contents) below:

Book 1

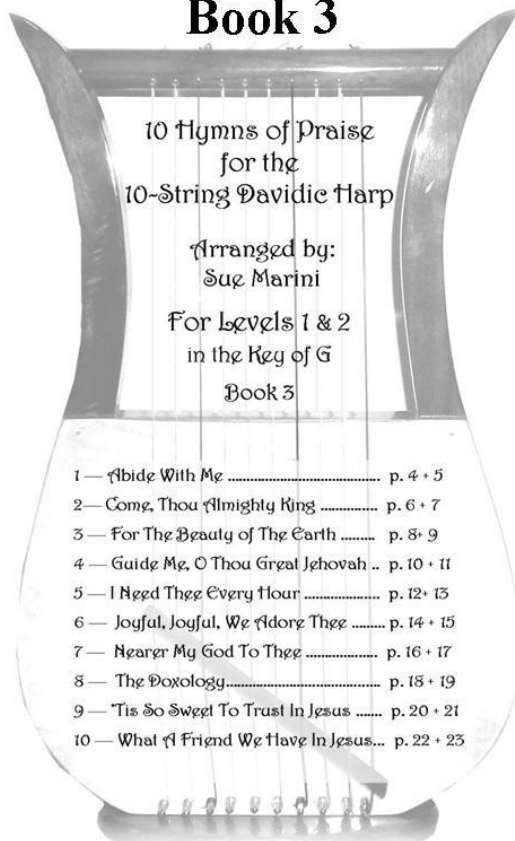
Table of Contents...

Introduction	6
Our Harp Story	7
History of This Harp	8
How to Use This Book	9
Diagram of the Davidic Harp	10
Harp Care & Maintenance.....	11
String Chart	12
Gut Strings	12
How to Replace a String.....	13-14
How to Tune This Harp.....	15-16
The Basics of Reading Music	17-18
How to Hold This Harp.....	19
Hand Position.....	20
How to Play This Harp.....	21-23
Fingerings.....	22
Brackets.....	23
Range and Chord Chart	24
Rolled Chords.....	25
Rolled Chord Exercises	26
Glissandos	27
Ten Songs for the 10-String Davidic.....	28
1 - Holy, Holy, Holy	29-30
2 - It Is Well With My Soul	31-32
3 - Jesus Loves Me	33-34
4 - Just As I Am	35-36
5 - Morning Has Broken	37-38
6 - O Sacred Head, Now Wounded	39-40
7 - Rock of Ages	41-42
8 - Sweet Hour of Prayer	43-44
9 - What Wondrous Love Is This	45-46
10 - When Morning Gilds The Skies	47-48
Resources	49-50
Glossary of Terms and Symbols	51
About the Author	52

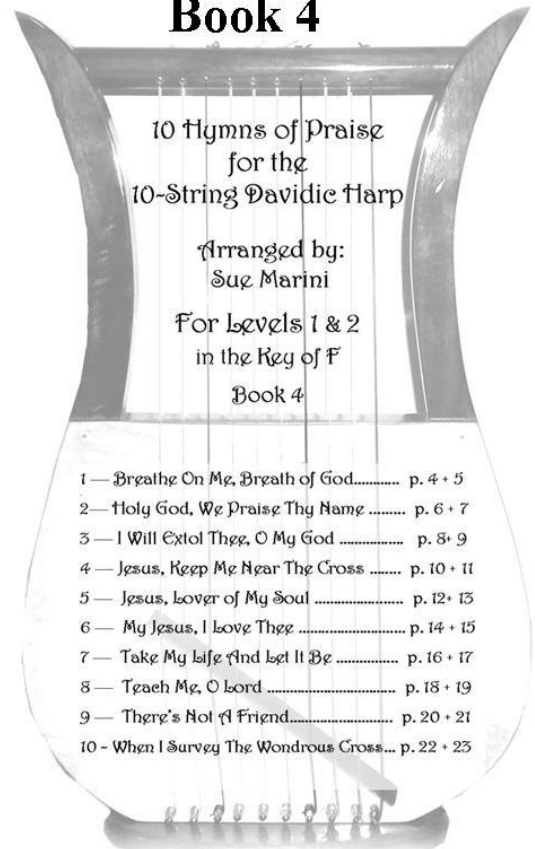
Book 2



Book 3



Book 4



Book 5

10 Hebrew Songs for the 10-String Harp

Arranged by: Suz Marini

For Levels 1 & 2
in various keys
Book 5

1 — Artza Aina	p. 4 + 5
2 — Hatikvah	p. 6 + 7
3 — Hava Nagila	p. 8 + 9
4 — Havaenu Shalom	p. 10 + 11
5 — Hineh Ma Tov	p. 12 - 15
6 — Hodu L'Adonai	p. 16 + 17
7 — Ivdu et Hashem	p. 18 + 19
8 — Ma Nava	p. 20 + 21
9 — Simehu et Y'rushalayim	p. 22 + 23
10 — The God of Abraham Praise	p. 24 + 25

Book 6

10 Psalms of David for the 10-String Harp

Produced by Suz Marini
Arrangements by Erin Cross

For Levels 1 & 2
in various keys

1 — Psalm 18 "I Will Call Upon the Lord"	p. 4-5
2 — Psalm 23 "The Lord's My Shepherd"	p. 6-7
3 — Psalm 25 "Unto Thee, O Lord"	p. 8-9
4 — Psalm 51 "Create in Me a Clean Heart"	p. 10-11
5 — Psalm 100 "I Will Enter His Gates"	p. 12-13
6 — Psalm 105 "O My Soul, Bless Thou Jehovah!"...p.	14-15
7 — Psalm 117 "O Praise the Lord"	p. 16-17
8 — Psalm 118 "This is the Day"	p. 18-19
9 — Psalm 134 "Come Bless the Lord"	p. 20-21
10 — Psalm 145 "Everyday Will I Bless Thee" ...p.	22-23
Appendix (more resources & songs).... R-1 to R-5	
Psalm 32 "You Are My Hiding Place".... R1-R2	
Psalm 42 "As the Deer".... R3-R4	

Christmas Vol.1

10 Christmas Songs for the 10-String Davidic Harp

Arranged by:
Suz Marini

For Levels 1 & 2
in the Key of G

1 — Angels We Have Heard On High....	p. 4 + 5
2 — Away In A Manger	p. 6 + 7
3 — God Rest Ye Merry Gentlemen....	p. 8 + 9
4 — Good Christian Men, Rejoice!	p. 10 + 11
5 — Hark! The Herald Angels Sing	p. 12 + 13
6 — Infant Holy, Infant Lowly.....	p. 14 + 15
7 — Let All Mortal Flesh Keep Silent....	p. 16 + 17
8 — Lo, How A Rose E'er Blooming	p. 18 + 19
9 — O Come All Ye Faithful	p. 20 + 21
10 — O Come, O Come, Emmanuel	p. 22 + 23

Christmas Vol.2

10 Christmas Songs for the 10-String Davidic Harp

Arranged by:
Suz Marini

For Levels 1 & 2
in the Key of C & G
Volume 2

1 — It Came Upon The Midnight Clear....	p. 4-5
2 — Joy To The World	p. 6-7
3 — O Holy Night	p. 8-9
4 — The First Nowell	p. 10-11
5 — While Shepherds Watched	p. 12-13
6 — Away In A Manger	p. 10-11
7 — Bring A Torch	p. 12-13
8 — Go Tell It On The Mountain	p. 14-15
9 — The Holly And The Ivy	p. 16-17
10 — We Three Kings	p. 18-19

How do I go about ordering and paying for this harp?

Since we are a small family business, we can only take credit cards through PayPal at this time for small harps (PayPal's service fee will be added to your total). Our U.S. customers send us either a personal check or a bank money order made payable to Marini Made Harps. For international customers, after your order is confirmed we would email you an invoice through PayPal for small harps, or send our special bank information for payment for larger harps...where you would wire your payment directly to our special account that we have set up for this (service fee added to your total). So, first you would email us your request with the order form filled out, and then we will email you back an invoice with everything listed and a final total. Once you confirm the total, then we would proceed with your harp order. If the harp you want is available, then we would ship the harp to you once we receive payment. If we still need to make the harp, then we will notify you about 1 to 2 weeks before construction starts so that you can mail (or wire) us your payment

Thank you for your interest in our Davidic harp... we hope that we can serve you!

The Marini Family